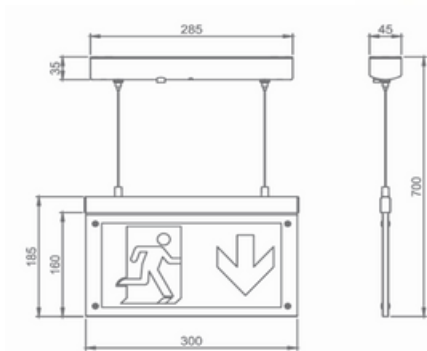




AXL-P219



- Laser printing Technology
- Excellent Light Transmittance
- Dedicated for small and medium-sized public buildings
- Adjustable legend for drop sign
- Changeable legend
- LifePO4 battery available
- Self test option available
- Working temperature: -5~40
- DALI version available on request



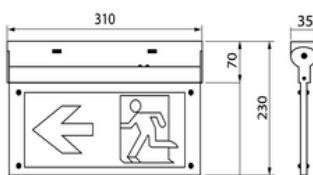
MODEL NO : AXL-P219
Mode of Operation : Maintained
Lamp : 16pcs SMD2835 LED
Wattage : 2.5W
Battery : 3.6V 900mAh LiFePO4
Rated Duration : 3 hours
Charge : 24 hours charging time
Mounting : Hanging, Recessed/
 Surface Mounted
Material : Polycarbonate Frame,
 PMMA Acrylic Legend



Ordering Guide

Legend	Hanging Recessed	Hanging Surfaced
	AXL-P219/HR/E	AXL-P219/HS/E
	AXL-P219/HR/ER	AXL-P219/HS/ER
	AXL-P219/HR/EL	AXL-P219/HS/EL
	AXL-P219/HR/ED	AXL-P219/HS/ED
	AXL-P219/HR/M	AXL-P219/HS/M
	AXL-P219/HR/MR	AXL-P219/HS/MR
	AXL-P219/HR/ML	AXL-P219/HS/ML
	AXL-P219/HR/MB	AXL-P219/HS/MB
	AXL-P219/HR/MT	AXL-P219/HS/MT

AXL-P220



- Laser printing technology
- Excellent light transmittance
- Dedicated for small and medium sized public buildings
- Maintained mode
- Working temperature : -5~40°C
- DALI version available on request



MODEL NO : AXL-P220
Mode of Operation : Maintained
Lamp : 16pcs SMD2835 LED
Wattage : 2.5W
Battery : 3.6V 900mAh LiFePO4
Rated Duration : 3 hours
Charge : 24 hours charging time
Mounting : Surface Mounted
Material : Epoxy coated steel body with screen, polycarbonate panel (adjustable legend)



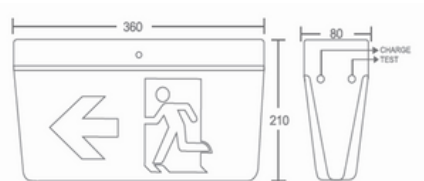
Ordering Guide

Legend	Recessed	Surfaced	Wall
	AXL-P220/R/E	AXL-P220/S/E	AXL-P220/W/E
	AXL-P220/R/ER	AXL-P220/S/ER	AXL-P220/W/ER
	AXL-P220/R/EL	AXL-P220/S/EL	AXL-P220/W/EL
	AXL-P220/R/ED	AXL-P220/S/ED	AXL-P220/W/ED
	AXL-P220/R/M	AXL-P220/S/M	AXL-P220/W/M
	AXL-P220/R/MR	AXL-P220/S/MR	AXL-P220/W/MR
	AXL-P220/R/ML	AXL-P220/S/ML	AXL-P220/W/ML
	AXL-P220/R/MB	AXL-P220/S/MB	AXL-P220/W/MB
	AXL-P220/R/MT	AXL-P220/S/MT	AXL-P220/W/MT

EXIT LIGHT



AXL-P360



- Changeable PVC legend
- Easy installation and maintenance
- Comply with AS2293.3
- Working temperature : -5~40°C
- DALI version available on request



MODEL NO : AXL-P360
Mode of Operation : Maintained
Lamp : 16pcs SMD2835 LED
Wattage : 4W
Battery : 3.6V 900mAh LiFePO4
Rated Duration : 3 hours
Charge : 24 hours charging time
Mounting : Mounted
Material : Polycarbonate for complete body, Pendant
 - Surface mounted body



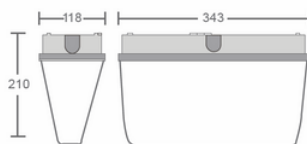
Ordering Guide

Legend	Wall Mounted Box
	AXL-P360/P/E
	AXL-P360/P/ER
	AXL-P360/P/EL
	AXL-P360/P/ED
	AXL-P360/P/M
	AXL-P360/P/MR
	AXL-P360/P/ML
	AXL-P360/P/MB
	AXL-P360/P/MT

EXIT LIGHT



AXL-P805



- Ideal for use in corridors, exits and escape routes
- Test button available
- Self test option available
- Working temperature : -5~40°C
- DALI version available on request




MODEL NO	: AXL-P805
Mode of Operation	: Maintained
Lamp	: 30pcs SMD2835 LED
Wattage	: 4W
Battery	: 3.6V 1800mAh LiFePO4
Rated Duration	: 3 hours
Charge	: 24 hours charging time
Mounting	: Surface Mounted
Material	: Polycarbonate for complete body, Pendant - Recessed mounted body



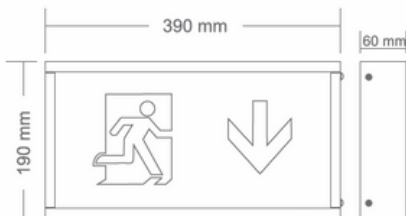
Ordering Guide

Legend	Wall Mounted Box
	AXL-P805/P/E
	AXL-P805/P/ER
	AXL-P805/P/EL
	AXL-P805/P/ED
	AXL-P805/P/M
	AXL-P805/P/MR
	AXL-P805/P/ML
	AXL-P805/P/MB
	AXL-P805/P/MT

EXIT LIGHT



AXL-W310



MODEL NO	: AXL-W310
Mode of Operation	: Maintained
Lamp	: 20pcs SMD2835 LED
Wattage	: 3W
Battery	: 3.6V 1500mAh LiFePO4
Rated Duration	: 3 hours
Charge	: 24 hours chargingtime
Mounting	: Wall Mounted Box
Material	: Epoxy coated steel body with screen, polycarbonate panel

- Epoxy coated steel body with screen printed
- Chrome & brass housing available
- Double sided available
- Changeable legend
- LifePO4 battery available
- Self test option available
- Working temperature : -5~40°C
- DALI version available on request

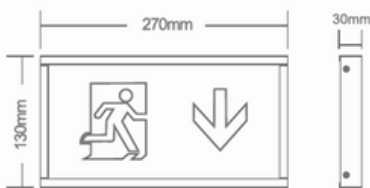



Ordering Guide

Legend	Wall Mounted Box
	AXL-W310/W/E
	AXL-W310/W/ER
	AXL-W310/W/EL
	AXL-W310/W/ED
	AXL-W310/W/M
	AXL-W310/W/MR
	AXL-W310/W/ML
	AXL-W310/W/MB
	AXL-W310/W/MT



AXL-W312



- Slim design
- Extra LED for escape route
- Changeable legend
- Self test option available
- Working temperature: -5~40
- DALI version available on request



MODEL NO : AXL-W312
Mode of Operation : Maintained
Lamp : 16pcs SMD2835 LED
Wattage : 3W
Battery : 3.6V 1200mAh LiFePO4
Rated Duration : 3 hours
Charge : 24 hours charging time
Mounting : Wall Mounted Box
Material : Epoxy coated steel body with screen, polycarbonate panel



Ordering Guide

Legend	Wall Mounted Box
	AXL-W312/W/E
	AXL-W312/W/ER
	AXL-W312/W/EL
	AXL-W312/W/ED
	AXL-W312/W/M
	AXL-W312/W/MR
	AXL-W312/W/ML
	AXL-W312/W/MB
	AXL-W312/W/MT

EXPLOSION-PROOF EXIT LIGHT



AXX-E



MODEL NO	: AXX-E
Certifications	Global (IECEX)
Gas	: Ex db eb mb q IIC T4/T5/T6 Gb
Dust	: Ex tb IIC 80°C / 95°C/130°C Db IP66
Rated voltage AC	: 100-277VAC or 100-347VAC
Rated voltage DC	: 12 V - 36 V
Rated frequency	: 50 / 60 Hz
Degree of protection	: IP66
Operation temperature	: -20°C~+60°C (T5 / T95°C) or -20°C~+40°C (T6 / T80°C)
Max surface temperature	: T6 for gas and T80°C for dust
Weight	: approx. 4.32 kg / 9.52 lb
Rated wattage	: Regular wattage in normal mode: 3W Max. wattage in normal mode: 10W
Lifespan	: 50,000 hours
Warranty	: 5 years
Batteries	: 3.7V, 2 A
Cable entry size	: M25×1.5, 3/4 NPT
Stopping plug	: M25×1.5
Emergency time	: 3 hours
Escape route sign luminaire	: 3 hours
Emergency lighting luminaire	: ≥24 hours
Impact strength (IK code)	: IK08 (IEC 62262)
Installed terminal strip	: PE + N + L
Connection terminals solid max	: 4mm ²
Connection terminals finely stranded max	: 2.5mm ²

- Emergency control power supply specially designed for the luminaire. EMC/EMI function.
- 3-hour emergency operation. Central locking is available.
- Label content can be customized.
- Low working wattage for energy saving.
- Ingress protection rating IP66.
- Each lamp is equipped with a T-shaped unlocking tool that can be used for all lamps.
- DALI version available on request



Ordering Guide

Legend	Mounted Box
	AXXE/R/E
	AXXE/R/ER
	AXXE/R/EL
	AXXE/R/ED
	AXXE/R/M
	AXXE/R/MR
	AXXE/R/ML
	AXXE/R/MB
	AXXE/R/MT